

# The Job Search

Go For Your Goals, Module 5



# AGENDA







1. Brainstorm: You are walking through your town and you notice a local restaurant has a “Help Wanted” sign in the window. You go in because you are interested in the job. What would you say to get hired?



2. Activity: Independently as a whole group, take the assessment to figure out what career interests you, then search for opportunities on various websites.







3. Reflect: What is one new thing you learned about this job search process?



# BRAINSTORM



You are walking through your town and you notice a local restaurant has a “Help Wanted” sign in the window. You go in because you are interested in the job. What would you say to get hired?






# DISCUSS



Share your pitches from the brainstorm section.





# DIVE IN






Step 1 - Take an assessment to determine what career interests you most.

<https://www.careeronestop.org/toolkit/careers/interest-assessment.aspx>

Step 2 - Using the ideas from the assessment, search for more information on that career: <https://www.bls.gov/ooh/>

Step 3 - Begin the job search, watch this video and take notes on the steps mentioned : <https://youtu.be/C3K-F0EPYcM?si=6CORUaK9Q91hZ1r6>





# ACTIVITY



Independently as a whole group, take the assessment to figure out what career interests you, then search for opportunities on various websites.



## Worksheet

Name: \_\_\_\_\_

Date: \_\_\_\_\_

## The Job Search

What is a possible career field are you interested in?





If you wanted to meet and speak with people about this career, where would you start? Who might you speak with first?

What job board would be best for the job you want?  
<https://www.youtube.com/watch?v=uMjeolR8Q9E> (This video needs to be clipped and started at 9:30)

Use one of the job board links below, or choose another that you have researched:  
[Indeed](#), [Snagajob](#), [Glassdoor](#), [Monster](#), [LinkedIn](#)

1. What job did you research?
2. What job board did you use?
3. What is the title of the position you found?
4. What is the name of the company offering the position?
5. Briefly describe the duties and responsibilities of the position.
6. Briefly describe some of the qualifications needed for this position.
7. What is the salary range for this position?

What is one new thing you learned about this process?



# REFLECT



What is one new thing you learned about this job search process?



# Extend & Enrich

Many companies and organizations are looking to hire a diverse pool of employees. They want their employees to have different backgrounds and experiences. Here are some job boards and portals that empower underrepresented candidates to land their dream job.

<https://medium.com/alerial/these-19-companies-are-connecting-employers-to-diverse-pools-of-talent-3e902c7d9208>





# Home Connection



High School

## Home Connection

### The Job Search Process

Dear \_\_\_\_\_,

I'm excited to share that your student has been learning about the first steps in career exploration. We discussed how important it is to identify career interests and how to start a job search. Here are the key points we covered:

1. **Interest Assessment:** Students took an interest assessment at [CareerOneStop](<https://www.careeronestop.org/toolkit/careers/interest-assessment.aspx>) to discover careers that align with their interests.
2. **Occupational Outlook Handbook:** This resource allows students to explore specific careers or browse careers in fields they might enjoy. It provides valuable information about job responsibilities, required education, and job outlook.
3. **Job Search:** We discussed the digital nature of modern job searches and the use of job boards like Indeed, Glassdoor, LinkedIn, and Monster. These platforms help candidates find available positions, understand qualifications, and see pay ranges.

Students watched a video on job search strategies and took notes on the steps involved. They learned how to navigate job boards to find potential positions and understand the requirements for those jobs.

Please discuss this question with your student: What career interests did you discover from the interest assessment, and how do you plan to explore these careers further? This will help reinforce their learning and encourage them to think more deeply about their future career paths.

Please do not hesitate to reach out with any questions or concerns.

Best,

\_\_\_\_\_

©2024 Anna-Lisa Mackey, M.Ed., All rights reserved.



## Professional Development



Take 5 minutes to consider: Do you have a profile on LinkedIn? Have you updated it recently? If not, take a moment to do that, even if you are not looking for a new job. It's a great way to access professional development opportunities.







# Further Study

## For Further Study

<https://www.cnbc.com/2017/07/10/6-ways-to-use-job-boards-to-land-a-gig-and-one-stupid-mistake-to-avoid.html>

<https://www.thebalancecareers.com/best-entry-level-job-sites-2058517>







**Lesson Complete!**

